

Top Five Job Cost Accounting Best Practices



Job cost accounting is essential for controlling budgets, tracking resources, ensuring accurate billing, and determining project profitability. Industries like construction depend on it to manage estimates, time, and expenses effectively. Yet, many businesses still lack job cost accounting software to streamline operations.

- Only 40% of construction firms use specialized job cost accounting software.¹
- Companies that implement structured job costing methods improve financial accuracy by 20-30%.²

This solution brief explores five best practices in construction job cost accounting and how the right tools can improve profitability, regardless of project size or complexity.

Let's take a closer look at all 5 best practices



Scope Creep
Page 2



Managing Risk
Page 3



Accurate Budgeting
Page 4



Time Keeping
Page 5



Project Closeout
Page 6



Best Practice #1

Managing Scope Creep

Scope creep—unexpected changes to project requirements—can disrupt timelines and budgets. In construction, it often arises due to material shortages, regulatory changes, or unforeseen site conditions. Clients may also request modifications mid-project, which can impact costs and schedules.

To mitigate scope creep, thorough discussions with clients during the planning phase help uncover potential changes early. A well-defined project plan and contract set clear expectations, reducing surprises.

However, change requests are inevitable. Establishing a formal approval process ensures each request is evaluated for design, resource, and financial impact before implementation. Transparent tracking of requests allows both you and the client to assess feasibility and keep the project on track.

How Acumatica Helps

Acumatica Construction Edition provides cloud-based job cost accounting, offering visibility into budgets, contracts, and financials.

Key benefits include:

- Real-time tracking of job costs and resource allocations
- Automated workflows for approvals and change orders
- Mobile access for instant updates and collaboration

Stay in control with a solution that streamlines financial management and keeps your project costs aligned.

The screenshot displays the Acumatica Project Hub interface. At the top, it shows the project name "CSTRHBCUS - Flagler Custom Home - Custom Home Project Example". Below this, there's a navigation bar with icons for back, forward, and other actions. The main section is divided into two columns. The left column contains fields for Project ID (CSTRHBCUS), Status (Active), Start Date (8/10/2020), End Date (6/30/2021), and Quote Ref. Nbr. The right column shows financial metrics: Actual Income (1,364,600), Actual Expenses (1,309,500), Margin Amount (55,100), Margin (%) (55.1%), and Pending Invoicing (0). Below these fields, there's a section for Template (CSTRHOMFBD - Construction Cu...), Project Manager (KINLEARJOR - Jordan Kinlear), Customer (FLAGLER - Flagler Family Trust), Budget Curre... (USD), and Description (Flagler Custom Home - Custom Home Project Example).

“Instead of bending your ways to the way the ERP system works, it’s so easy to change Acumatica to accommodate the way you are used to.”

– Bob Scott, Chief Financial Officer, Carma Group

[Learn More](#)



Best Practice #2

Reducing Job Cost Risk

Unexpected challenges—like personnel changes or design flaws—can disrupt any project. While predicting every issue is impossible, building contingencies into the schedule ensures adaptability without exceeding budgets or delaying timelines.

Job cost accountants and project managers must anticipate uncertainty, allowing flexibility for rework when needed. For example, if a sinkhole blocks equipment movement, the project manager must notify the superintendent and issue a change order to accommodate necessary adjustments.

Strong communication is key. Frequent, focused team discussions help identify problems early and develop solutions collaboratively.

How Acumatica Helps

Acumatica Construction Edition streamlines risk management by tracking all project activities, including drawings, photos, change orders, and essential documentation. With automatic alerts and mobile access, teams stay proactive, ensuring financial control and transparency.

Key benefits include:

- Ensure an accurate audit trail for all project documentation
- Proactively manage risk with automatic alerts and mobile access
- Link timesheets to specific projects for precise tracking and reporting

With Acumatica, teams can efficiently mitigate risks while maintaining financial stability and ensuring project success.

COMPLIANCE BY PROJECT

Date 6/30/2025
Project ALL
Project Status Active
Project Task ALL
Vendor ALL
Document Type ALL
Document Status ALL

[CSTRHOTEL The Beach Hotel and Condos - Progress Billing Example](#)

NON COMMITMENT ITEMS:

CERTIFICATES

DOC. TYPE	CERTIFICATE ID	EFFECTIVE DATE	EXPIRATION DATE
Safety Training		7/1/2020	6/30/2021

INSURANCE

DOC. TYPE	COMPANY	POLICY	LIMIT
-----------	---------	--------	-------

[CSTRBFST Italian Restaurant - TAM Billing Example](#)

NON-COMMITMENT ITEMS:

CERTIFICATES

DOC. TYPE	CERTIFICATE ID	EFFECTIVE DATE	EXPIRATION DATE
Hazardous Materials		6/30/2020	7/31/2020

INSURANCE

DOC. TYPE	COMPANY	POLICY	LIMIT
-----------	---------	--------	-------

Discover why construction companies rely on Acumatica for their success.

[Learn More](#)





Best Practice #3

Accurate Budgeting

Mastering job cost accounting ensures precise budgeting, leading to more profitable construction projects. By tracking actual costs—from subcontractors to materials and overhead—you can identify problem areas in current jobs and improve future estimates.

Before cloud-based construction accounting, budgeting often relied on guesswork. Now, with the right tools, businesses can eliminate uncertainty and secure new projects with accurate cost projections.

Efficient job cost management involves tracking accounts payable (AP) invoices, billing customers, and charging time to jobs, ensuring that financial data remains up to date. Job cost accountants also oversee budgets for materials, labor, and equipment, factoring in often-overlooked expenses like time spent in meetings and administrative tasks.

Keeping cost projections accurate throughout the project helps compare planned expenses with actual costs, identify high-cost areas, and maximize revenue.

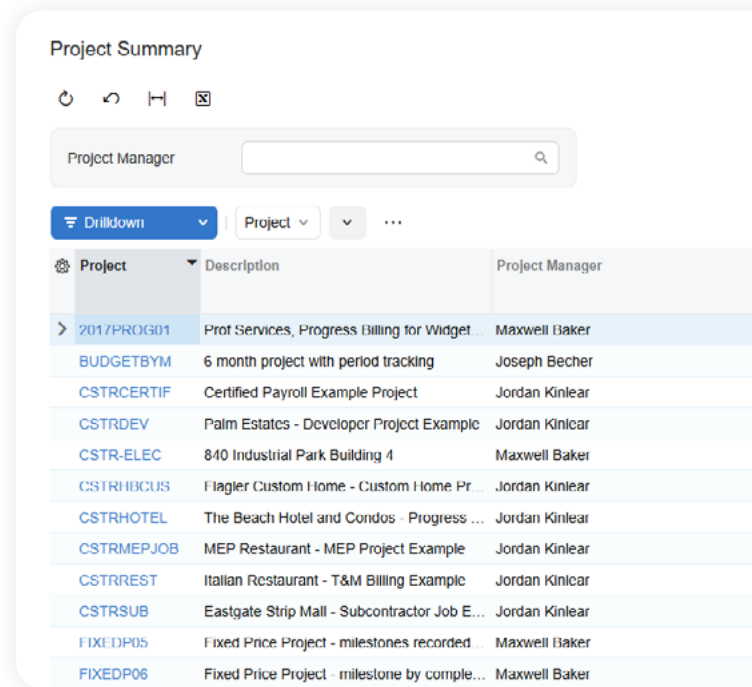
How Acumatica Helps

Acumatica Construction Edition simplifies budgeting with real-time tracking and forecasting tools.

Users can:

- Monitor budgets, payroll, invoices, and billing for a clear cash flow overview
- Allocate overhead and shared expenses to individual projects
- Compare actual costs with original and revised budgets using real-time reports
- Adjust budget forecasts and track financial performance across periods

With Acumatica, businesses gain the accuracy and control needed to optimize job cost accounting and drive profitability.



The screenshot displays the 'Project Summary' page in Acumatica. At the top, there are navigation icons and a search bar labeled 'Project Manager'. Below this is a filter bar with 'Drilldown' and 'Project' dropdowns. The main content is a table with three columns: 'Project', 'Description', and 'Project Manager'. The table lists various projects, including '2017/PROG01' (Prof Services, Progress Billing for Widget) managed by Maxwell Baker, and several other projects managed by Joseph Becher, Jordan Kinlear, and Maxwell Baker.

Project	Description	Project Manager
> 2017/PROG01	Prof Services, Progress Billing for Widget	Maxwell Baker
BUDGETBYM	6 month project with period tracking	Joseph Becher
CSTRCERTIF	Certified Payroll Example Project	Jordan Kinlear
CSTRDEV	Palm Estates - Developer Project Example	Jordan Kinlear
CSTR-ELEC	840 Industrial Park Building 4	Maxwell Baker
CSTRHBCUS	Flagler Custom Home - Custom Home Pr...	Jordan Kinlear
CSTRHOTEL	The Beach Hotel and Condos - Progress ...	Jordan Kinlear
CSTRMEPJOB	MEP Restaurant - MEP Project Example	Jordan Kinlear
CSTRREST	Italian Restaurant - T&M Billing Example	Jordan Kinlear
CSTRSUB	Eastgate Strip Mall - Subcontractor Job E...	Jordan Kinlear
FIXEDP05	Fixed Price Project - milestones recorded	Maxwell Baker
FIXEDP06	Fixed Price Project - milestone by comple...	Maxwell Baker



Best Practice #4

Time Keeping Management

Accurate time tracking is essential for payroll, invoicing, productivity measurement, and cost control. Knowing how much time is allocated to a project directly impacts profitability.

Salaried employees assigned to a project are often overlooked in budgeting, and subcontractor invoices or timesheets can easily be lost or mismanaged. Since labor is typically the highest cost in construction, precise tracking helps monitor budget status, project burn rate, and unexpected resource drains.

How Acumatica Helps

Acumatica Construction Edition streamlines timekeeping with cloud-based tools that ensure accuracy and efficiency.

Key features include:

- Employee time and expense tracking for labor and materials
- Certified payroll and union wage management
- Automated approvals for field supervisors and finance teams
- Timecards that generate customer invoices and update contract status
- Real-time reporting for labor cost monitoring

With Acumatica, businesses can maintain financial control and improve operational efficiency through seamless timekeeping management.

The screenshot displays the Acumatica Service Orders interface. At the top, it shows 'Service Orders' and 'MRO 006296 - Todd Bloom'. Below this is a navigation bar with icons and buttons like 'Complete' and 'Create Appointment'. The main form is divided into two columns. The left column contains fields for 'Order Type *' (MRO - Maintenance, repa...), 'Order Nbr.' (006296), 'Status' (Open), 'Date *' (11/19/2024), 'Customer Order', and 'External Reference'. The right column contains fields for 'Customer' (ABARTEN), 'Location *' (MAIN - Pr), 'Currency' (USD), 'Project *' (X - Non-P), and 'Description'. Below the form is a tabbed interface with 'APPOINTMENTS' selected. The table below shows appointment details:

	Appointment Nbr.	Confirmed	Status	* Scheduled Start Date	* Scheduled Start Time	* S
>	006296-1	<input checked="" type="checkbox"/>	In Process	11/21/2024	9:45 AM	11/
	006296-2	<input checked="" type="checkbox"/>	In Process	11/21/2024	11:30 AM	11/

“Through Acumatica’s business event tool, we’ve been able to automate a lot of things, including transactional emails, updating customers on a project’s status or to send notifications of certain activities internally.”

– David Benning, CEO, IOC Construction

[Learn More](#)



Best Practice #5

Managing the Project Close

Closing a project effectively is crucial—it frees up resources, marks formal completion, and allows job cost accountants to finalize revenue, costs, profit, and margin.

However, project closeout is often rushed, leading to missing paperwork, unaccounted expenses, and inaccurate labor tracking. To streamline the process:

- Establish a system to track approvals, emails, and documentation from the start
- Secure formal acceptance of the completed project from the client
- Update all project-related costs to ensure accurate financial reporting
- Release employees, contractors, equipment, and materials for future projects

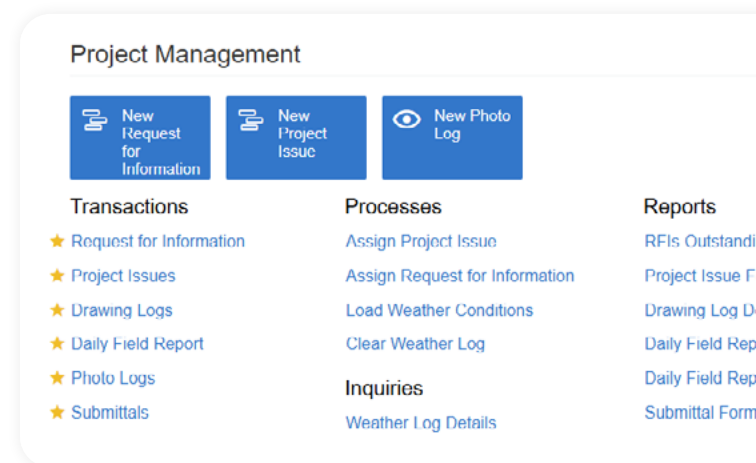
How Acumatica Helps

Acumatica Construction Edition simplifies project closeout with digital tools for tracking and managing documentation.

Key features include:

- Centralized storage for project documents, photos, and communications
- Integration with DocuSign and Adobe Sign for digital approvals
- Real-time tracking of labor and material costs for accurate financial reporting
- Automated release of personnel and resources upon project completion
- Seamless integration with Accounts Payable and Purchase Orders for complete financial visibility

With Acumatica, businesses can close projects efficiently while maintaining financial accuracy and operational readiness.



Build and Price Your Acumatica Solution with APEX

[Get Pricing](#)




The Role of Job Cost Accounting

Job cost accounting is crucial for managing budgets, billing, and profitability across projects that involve employees, contractors, materials, and tasks. Each cost component is assigned to specific projects and tasks, ensuring accurate financial tracking and management.

Acumatica Construction Edition seamlessly integrates with core financials—including general ledger, accounts payable, accounts receivable, sales orders, purchase orders, inventory management, and CRM. This enables job cost accountants and project managers to create budget forecasts, monitor actuals against estimates, and maintain financial control throughout the project lifecycle.

With Acumatica, businesses gain the tools needed to optimize job cost accounting, improve profitability, and ensure seamless financial management.



See how Acumatica streamlines job cost accounting.

[Watch the video now](#) →

Acumatica Cloud ERP is a comprehensive business management solution that was born in the cloud and built for more connected, collaborative ways of working. Designed explicitly to enable small and mid-market companies to thrive in today's digital economy, Acumatica's flexible solution, customer-friendly business practices, and industry-specific functionality help growing businesses adapt to fast-moving markets and take control of their future.

For more information on Acumatica, visit www.acumatica.com or follow us on [LinkedIn](#).



For more information please contact,
Darren Talley
Partner
Milestone Information Solutions
Email: darren.talley@milestoneis.com
PO Box 1195, Bellingham, WA, 98227
<https://www.milestoneis.com>